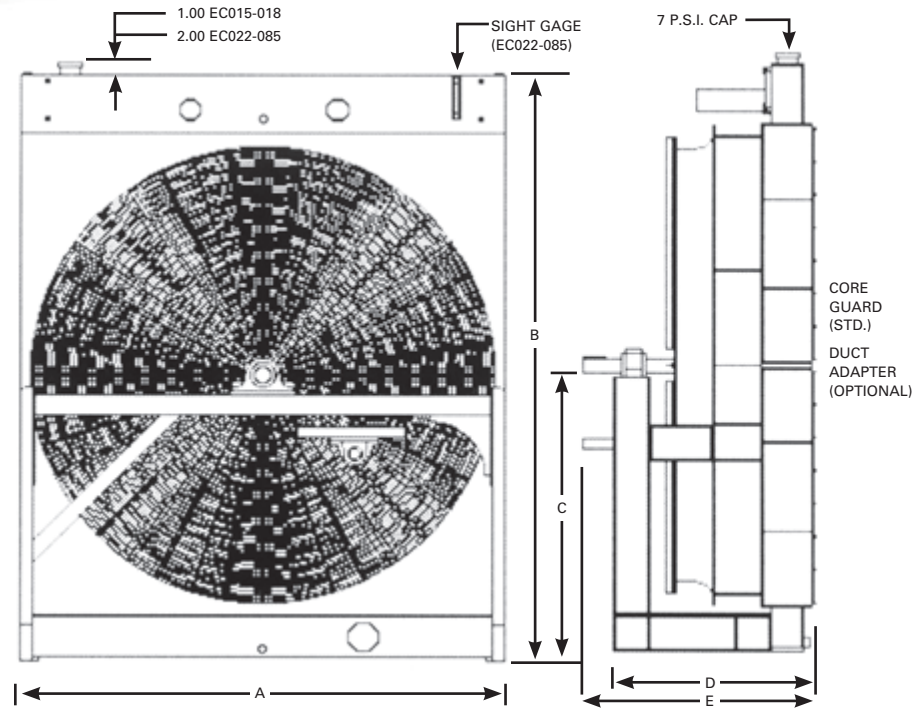


EC-F | Engine Cooler with Fan



BEARINGS ARE STRADDLE-MOUNTED ON THE EC022-085 ONLY

Model	A	B	C	D	E	Max. Fan Dia.	Approx. Fluid	Est. Dry Weight
EC015F	50.0	60.3	29.6	26.0	31.4	42/48	15 Gal	780 Lbs
EC018F	54.0	66.4	33.0	29.0	34.6	48	19 Gal	960 Lbs
EC022F	64.3	78.8	38.1	33.1	38.2	54	28 Gal	1600 Lbs
EC025F	64.3	78.8	38.1	33.1	38.2	54	28 Gal	1460 Lbs
EC030F	72.3	88.8	43.1	33.1	38.2	60	32 Gal	1788 Lbs
EC035F	80.3	88.8	43.1	33.1	38.2	60	38 Gal	1950 Lbs
EC040F	80.3	98.8	48.1	33.1	38.2	72	40 Gal	2077 Lbs
EC046F	91.3	98.8	48.1	33.1	38.2	72	43 Gal	2350 Lbs
EC052F	92.3	110.8	54.1	33.1	38.2	84	45 Gal	2467 Lbs
EC060F	100.3	116.8	58.1	33.1	38.2	84	56 Gal	3200 Lbs
EC072F	108.3	125.8	62.6	33.1	38.2	84	62 Gal	3552 Lbs
EC085F	131.0	126.2	63.1	37.5	42.5	84	75 Gal	4065 Lbs



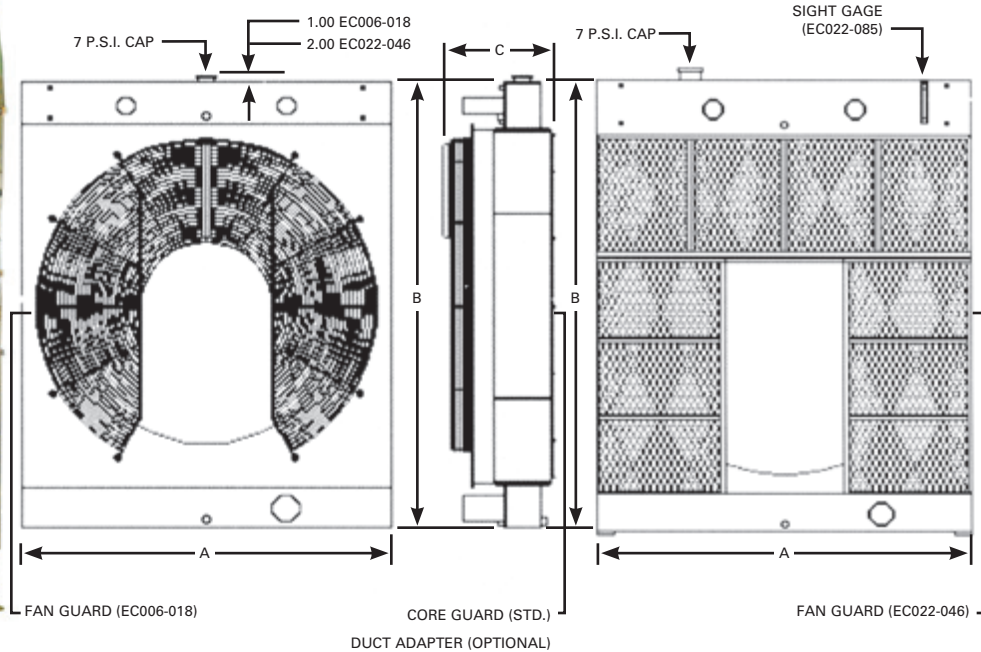

phone 262-942-1414 fax 262-942-1410 toll free 800-919-9559

web www.iearad.com email sales@iearad.com

Corporate Headquarters 9625 55th Street, Kenosha, WI 53144

EC-N | Engine Cooler without Fan

(FAN ON ENGINE)



Model	A	B	Max. C	Approx. Fan Dia.	Est. Dry Fluid	Weight
EC006N	32.0	40.3	14.2	30	7 Gal	283 Lbs
EC008N	36.0	46.3	14.2	34	9 Gal	330 Lbs
EC010N	42.0	51.3	14.2	40	11 Gal	400 Lbs
EC013N	46.0	57.3	14.2	44	13 Gal	500 Lbs
EC015N	50.0	59.8	14.7	48	15 Gal	590 Lbs
EC018N	54.0	66.4	14.7	50	19 Gal	671 Lbs
EC022N	64.3	78.8	19.5	60	28 Gal	1000 Lbs
EC025N	64.3	78.8	19.5	60	28 Gal	870 Lbs
EC030N	72.3	88.8	20	60	34 Gal	1330 Lbs
EC035N	80.3	88.8	20	60	38 Gal	1365 Lbs
EC040N	80.3	98.8	20.5	72	40 Gal	1400 Lbs
EC046N	91.3	98.8	20.5	72	46 Gal	1600 Lbs



phone 262-942-1414 fax 262-942-1410 toll free 800-919-9559
 web www.iearad.com email sales@iearad.com

Corporate Headquarters 9625 55th Street, Kenosha, WI 53144